

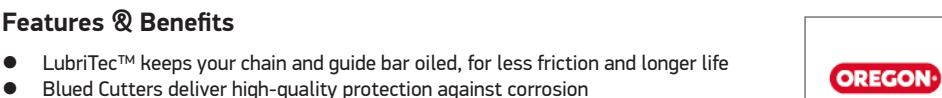
Chainsaw Chain

3/8" - PowerCut™ (LPX)

3/8"

BEST

Highly-experienced loggers and skilled forest workers require precision, power, and speed to get through a hard day's work. Oregon's PowerCut saw chain possesses all of those qualities. PowerCut uses full chisel cutters that cut quickly through timber with precise cuts. If you require top performance during a long day of logging, then PowerCut is the right cutting system for you.



- Speed
- Power
- Precision

Features & Benefits

- LubriTec™ keeps your chain and guide bar oiled, for less friction and longer life
- Blued Cutters deliver high-quality protection against corrosion
- Top-Plate Filing Indicators makes accurate sharpening easier
- Our Exclusive OCS-01 Steel delivers greater durability

OREGON®				
72LPX	3/8"	.050" (1.3 mm)	7/32"	
73LPX	3/8"	.058" (1.5 mm)	7/32"	
75LPX	3/8"	.063" (1.6 mm)	7/32"	

3/8" - RipCut™ (RD)

3/8"

BEST

Any saw mill worker will tell you that ripping chain is different from all other saw chains. You need a special kind of chain for ripping cuts, the kind that transforms raw timber into the boards and planks used in homes and businesses. Oregon's RipCut is designed specifically for chain-type sawmills, producing smooth cuts with supreme efficiency. RipCut's precise ripping cuts give you a smooth surface every time you cut parallel to the wood grain. RipCut isn't recommended for hand-held use, but that suits experienced millwrights just fine.



- Ripping
- Smooth

Features & Benefits

- LubriTec keeps your chain and guide bar oiled, for less friction and longer life
- Our Exclusive OCS-01 Steel delivers greater durability

OREGON®				
72RD	3/8"	.050" (1.3 mm)	7/32"	
73RD	3/8"	.058" (1.5 mm)	7/32"	
75RD	3/8"	.063" (1.6 mm)	7/32"	

3/8" - VersaCut™ (DPX)

3/8"

BEST

Arborists, landscapers, and loggers have encountered every type of tree, shrub, stump, limb, and twig. If it's outdoors and made of wood, you've probably cut or maintained it. Oregon's VersaCut was designed for you. VersaCut delivers both versatility and durability. The semi-chisel and Micro Chisel® cutters makes sure you stay sharp longer for all-day cutting. VersaCut is also easy to maintain; and it stays sharp longer in a variety of cutting conditions. Clean wood or dirty wood, frozen or green, VersaCut is the smart choice for tree professionals.



- Easy
- Durable
- Versatile

Features & Benefits

- LubriTec keeps your chain and guide bar oiled, for less friction and longer life
- Blued Cutters deliver high-quality protection against corrosion
- Top-Plate Filing Indicators makes accurate sharpening easier
- Our Exclusive OCS-01 Steel delivers greater durability

OREGON®				
72DPX/DX	3/8"	.050" (1.3 mm)	7/32"	
73DPX/DX	3/8"	.058" (1.5 mm)	7/32"	
75DPX/DX	3/8"	.063" (1.6 mm)	7/32"	

3/8" - PowerCut™ (EXL)

3/8"

BEST

New Oregon PowerCut™ 70-Series EXL 3/8" chain is an upgrade on Oregon LPX or LGX, engineered to fully utilize the power of today's high-output 50-100cc professional saws. Designed to require less force from the operator to get through the cut quickly, Oregon PowerCut™ 70-Series EXL makes the job feel like less work. Increased cutting performance, less effort



Features & Benefits

- Reshaped Full-Chisel cutters.
- Cleaner, Sharper, more durable cutting edge
- Multi-axis grind technology
- LubriTec™ oiling sytem. Less friction, longer life
- Optimised ramped depth gauge design. Bumperless, low kickback, low vibration.
- Easier maintenance features; Gold Loop Start/stop Indicator, enhanced filing indicators (side/top/end-of-life) and easier to file geometry.

OREGON®				
72EXL	3/8"	.050" (1.3 mm)	7/32"	
73EXL	3/8"	.058" (1.5 mm)	7/32"	
75EXL	3/8"	.063" (1.6 mm)	7/32"	

3/8" Low Profile - AdvanceCut™ (90PX)

3/8" Low Profile

BETTER

Homeowners need a chainsaw within arm's reach for occasional use. You also need a saw chain advanced enough to tackle tough jobs, but user-friendly enough and forgiving for occasional users. Oregon's AdvanceCut was created for "DIY" homeowners because of its solid performance and reliable durability. Low kickback design makes AdvanceCut an ideal – and dependable – choice for maintaining your property's trees. AdvanceCut is an essential tool for the discerning homeowner.



- Dependable
- Advanced

Features & Benefits

- LubriTec™ keeps your chain and guide bar oiled, for less friction and longer life

OREGON®				
90PX	3/8"-90	.043" (1,1mm)	4,5mm	

3/8" Low Profile - AdvanceCut™ (91PX)

3/8" Low Profile

BETTER

91PX is for homeowners and occasional users who want a lowvibration and low kickback saw chain. The Chamfer Chisel cutters' twin cutting corners offer outstanding performance. They are durable, easy to maintain and forgiving, comparable to roundcornered chains. Bumper drive link paired with depth gauge design, offers reduced kickback with strong performance.



Features & Benefits

- LubriTec™ keeps your chain and guide bar oiled, for less friction and longer life

OREGON®				
91PX	3/8"-91	.050" (1.3 mm)	5/32"	

3/8" Low Profile - VersaCut™ (VXL)

3/8" Low Profile

BEST

Arborists, landscapers, and loggers have encountered every type of tree, shrub, stump, limb, and twig. If it's outdoors and made of wood, you've probably cut or maintained it. Oregon's VersaCut was designed for you. VersaCut delivers both versatility and durability. The semi-chisel and Micro Chisel® cutters makes sure you stay sharp longer for all-day cutting. VersaCut is also easy to maintain; and it stays sharp longer in a variety of cutting conditions. Clean wood or dirty wood, frozen or green, VersaCut is the smart choice for tree professionals.



- Easy
- Durable
- Versatile

Features & Benefits

- LubriTec™ keeps your chain and guide bar oiled, for less friction and longer life
- Blued Cutters deliver high-quality protection against corrosion

OREGON®				
91VXL	3/8"-91	.050" (1.3 mm)	5/32"	

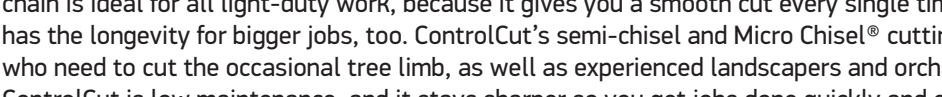
.325" - ControlCut™ (BPX)

.325"

BEST

If you own or maintain a property, you will inevitably manage a lot of smaller jobs. They add up fast. Oregon's ControlCut saw chain is ideal for all lighter-duty work, because it gives you a smooth cut every single time and it's easy to maintain. ControlCut has the longevity for bigger jobs, too. ControlCut's semi-chisel and Micro Chisel® cutting styles are ideal for property owners who need to cut the occasional tree limb, as well as experienced landscapers and orchardists who cut trees for a living.

ControlCut is low maintenance, and it stays sharper so you get jobs done quickly and easily.



- Smooth
- Controlled
- Forgiving

Features & Benefits

- LubriTec™ keeps your chain and guide bar oiled, for less friction and longer life
- Blued Cutters deliver high-quality protection against corrosion
- Top-Plate Filing Indicators makes accurate sharpening easier
- Our Exclusive OCS-01 Steel delivers greater durability

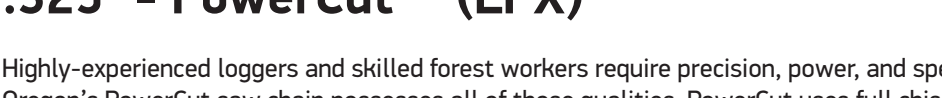
OREGON®				
20BPX	.325"	.050" (1.3 mm)	3/16"	
21BPX	.325"	.058" (1.5 mm)	3/16"	
22BPX	.325"	.063" (1.6 mm)	3/16"	

.325" - PowerCut™ (LPX)

.325"

BEST

Highly-experienced loggers and skilled forest workers require precision, power, and speed to get through a hard day's work. Oregon's PowerCut saw chain possesses all of those qualities. PowerCut uses full chisel cutters that cut quickly through timber with precise cuts. If you require top performance during a long day of logging, then PowerCut is the right cutting system for you.



- Speed
- Power
- Precision

Features & Benefits

- LubriTec™ keeps your chain and guide bar oiled, for less friction and longer life
- Blued Cutters deliver high-quality protection against corrosion
- Top-Plate Filing Indicators makes accurate sharpening easier
- Our Exclusive OCS-01 Steel delivers greater durability

OREGON®				
20LPX	.325"	.050" (1.3 mm)	3/16"	
21LPX	.325"	.058" (1.5 mm)	3/16"	
22LPX	.325"	.063" (1.6 mm)	3/16"	

.325" - SpeedCut™ (TXL)

Narrow kerf

.325"

BEST

Whether you're an arborist or a firewood cutter, high volumes of wood require speed, efficiency, and a strong performing saw chain to get the job done right. Oregon's SpeedCut exemplifies the efficiency, speed, and top performance of the entire SpeedCut cutting system. SpeedCut is easy to use because it uses a narrow kerf cutting system and is easy to maintain. Narrow kerf requires less power than other cutting systems, making more efficient cuts that allows you to finish the job quickly and easily. Professionals will appreciate SpeedCut's unbeatable performance, and will love how easy it is to maintain.



- Efficiency
- Fast
- Easy

Features & Benefits

- LubriTec™ keeps your chain and guide bar oiled, for less friction and longer life
- Blued Cutters deliver high-quality protection against corrosion
- Expanded Top-Plate Filing Indicators and depth gauge Filing Indicators area make accurate sharpening easier
- Our Exclusive OCS-01 Steel provides greater durability

OREGON®				
95TXL	.325"	.050" (1.3 mm)	3/16"	

.404" - PowerCut™

.404"

BEST

Highly-experienced loggers and skilled forest workers require precision, power, and speed to get through a hard day's work. Oregon's PowerCut saw chain possesses all of those qualities. PowerCut uses full chisel cutters that cut quickly through timber with precise cuts. If you require top performance during a long day of logging, then PowerCut is the right cutting system for you.



- Speed
- Power
- Precision

Features & Benefits

- LubriTec™ keeps your chain and guide bar oiled, for less friction and longer life
- Top-Plate Filing Indicators makes accurate sharpening easier
- Our Exclusive OCS-01 Steel delivers greater durability

OREGON®				
58L	.404"	.058" (1.5 mm)	7/32"	
59L	.404"	.063" (1.6 mm)	7/32"	